

BUDGET HIGHLIGHTS 2026

MUNICIPAL BUDGET

Each year, Council provides general budget direction to administration. This direction sets the desired service levels and tax rates. Council approves the budget in December for the subsequent year, with final budget approval happening in April.

Below, you'll find an at-a-glance overview of this year's budget highlights, a breakdown of where our budget dollars come from, how we're spending those dollars to meet your priorities, and how our tax rate compares to our neighbours.



0.8%
Residential Tax
Rate Increase*



2.75%
Non-residential
Tax Rate Increase*



33%
Utilized Allowable
Debt Limit
(the amount of debt Parkland County
is legally allowed to carry)



\$1.50
Monthly municipal tax
increase for very \$500,000
assessed value



\$116 M
Projected Net
Financial Assets
(Financial assets after deducting
the County's liabilities)



\$24M
Capital Investment
Planned for 2026

Strategic Capital Investment

- Road Rehabilitation & Construction
- Stormwater Rehabilitation
- Water & Wastewater Infrastructure

Dealing with Budget Pressures

- Inflation
- Increase in Cost Shares
- Federal/Provincial Legislation

Sustainable Tax Increase for Residents and Businesses

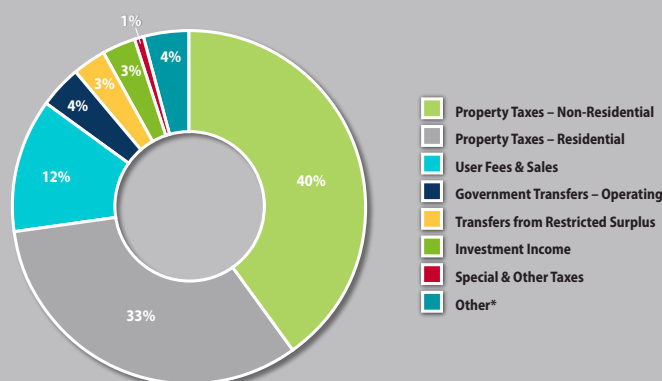
- Minimizes impact on residents
- Recognizes the challenges faced by Parkland County businesses
- Remains fiscally sustainable

*The actual impact differs for each property based on the combined effect of inflation, growth, and changes in assessment. This rate does not include requisitions collected by the County on behalf of others and over which the County has no control, including Education Tax requisitions (which are set by the Provincial Government) and Senior's Lodge Services requisitions (which the County is required to collect under the Alberta Housing Act).

WHERE DOES THE MONEY IN OUR BUDGET COME FROM?

The County's operating program revenue (e.g the money that funds everyday County services) comes from a variety of sources. Non-residential property taxes provide for 40% of the \$107.8 million budget, while residential property taxes provide for 33%. The remaining 27% comes from lots of different places. See the infographic below for a breakdown:

OPERATING PROGRAM REVENUE SOURCES BY PERCENTAGE



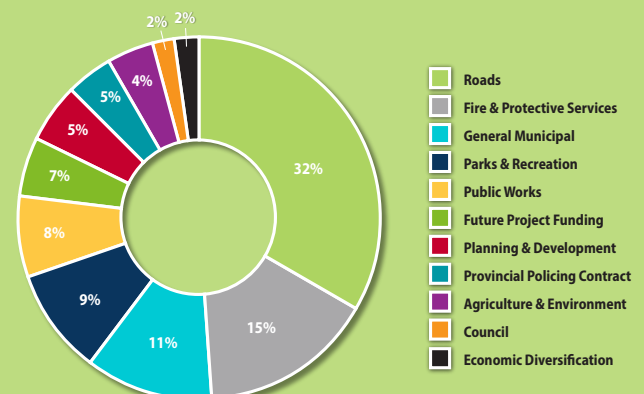
*Other includes Other Revenue – Operating, Penalties, Licenses and Permits, Transfers from Liability, Proceeds on Sale of Tangible Asset, and Loan Distribution.

WHERE DO YOUR TAX DOLLARS GO?

Your tax dollars go towards funding a variety of crucial services that the community relies on, from roads and infrastructure, to parks, recreation, agriculture, and more.

The chart below shows how much of your tax dollars contribute to the different components of our Operating Program Budget (e.g the everyday costs to run County services):

OPERATING PROGRAM



Note: Enabling Services, including Technology & Digital Services, Finance, Governance & Engagement, Employee Services, Assessment and Taxation Services, Communications & Customer Services, Executive Administration and Strategic Growth, have been allocated to functions noted above to reflect their support of each operating program.

FUNCTION DEFINITIONS



Roads

This includes Gravel Road Maintenance, Hard Surface Road Maintenance, Snow and Ice Control, Brush Control, Sign and Traffic Control, Refuse Pick-Up, Dust Control, and Engineering Services Support.



Fire & Protective Services

This includes Fire Services, 911 Call Centre, and Enforcement Services.



General Municipal

This includes savings for future commitments, and interim financing and other revenue sources.



Parks & Recreation

This includes Family and Community Support, Parks Operations, Cost Shares, TransAlta Tri Leisure Centre, and Libraries.



Public Works

This includes Fleet Services, Facilities, Solid Waste Services, and Water and Wastewater Services.



Future Project Funding

This includes savings for future Parkland County projects.



Planning & Development

This includes Development and Subdivision Planning, and Safety Codes.



Provincial Policing Contract

This includes Provincial RCMP Costs.



Agriculture & Environment

This includes Agriculture support programs, and environmental stewardship.



Council

This includes Elected Officials.



Economic Diversification

This includes Business Attraction and Development, and Municipal Land Management.

“Did you know Parkland County is responsible for 914kms of surfaced roads, and 1,252kms of gravel roads, for a total of 2,166kms? If you lined them up end to end, you could just about drive from Edmonton to Vancouver... and back again!

BUDGET SURVEY — WHAT YOU TOLD US, AND WHAT WE'RE DOING

MEETING YOUR SPENDING PRIORITIES

Between May and July 2025 we conducted a public survey asking our residents where they would like us to prioritize spending in the 2026 budget.

We're listening! Here is what you told us and what we're doing in response.



COST SHARING WITH NEIGHBOURING COMMUNITIES

70% told us they support cost-sharing with neighbouring municipalities for services like emergency response, recreation, and libraries.

- We've committed \$6M to the cost-effective delivery of a wide range of shared services for residents across Parkland and neighbouring municipalities.

70%



\$6M

COMMITMENT



RECREATION



LIBRARIES



EMERGENCY RESPONSE

62% told us they want more roadway maintenance.

- The County has boosted service levels in the **Graded Aggregate Seal Coat Program** and increased funding for gravel and cold mix asphalt to improve road safety and surface conditions.



MORE ROADWAY MAINTENANCE

62%

MORE FOR EMERGENCY RESPONSE

57%

57% told us they support more funding for emergency response

- We've boosted regional collaboration with a 2-day **Tri-Regional** major emergency exercise, prepping us to swiftly tackle real emergencies across boundaries with our neighbours, and the 2026 budget continues strong support for emergency preparedness.



55% told us they back stronger promotion and protection of agriculture.

- We're developing **Agricultural Impact Assessment** guidelines to help guide land use decisions and protect prime farmland.

55%

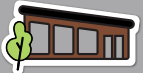

STRONG PROMOTION AND PROTECTION OF AGRICULTURE



52% told us they support attracting new industrial and commercial development.

- We're bringing on a new **Senior Planner, Liaison Services** to provide personalized support and streamlined processes for industrial and commercial applicants

- We're also developing a new **Economic Growth Strategy** to expand industrial and commercial business in Parkland County.



52%

NEW INDUSTRIAL AND COMMERCIAL DEVELOPMENT