



## ROAD BAN

***Effective Monday, March 20, 2017 at 0800 hrs***

Parkland County would like to remind all road users that the road ban season is fast approaching. Typically, bans are initiated in mid-March and last through to the end of May. **ALL OILED** and **HARD** surfaced roads in Parkland County will be banned. The majority of the oil and hard surfaced roads will have a 75% restriction placed on them.

Road Bans are placed on sensitive roads to protect them during their weakest point to minimize damage. When the frost comes out of a road, it becomes very soft under its top surface and is more likely to sustain damage. Road bans can also be on to limit very large loads, keeping them off of the roads to protect short stretches, allowing only smaller vehicle access.

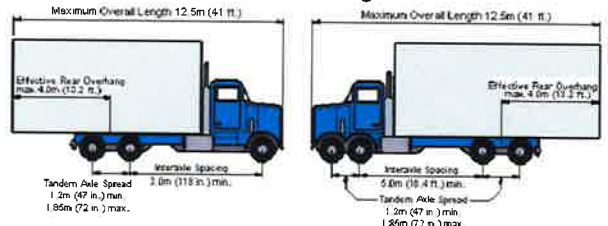
Below are the axle limits showing your allowable 100% weight and the maximum allowable that would be required to reduce down to.

### Axle Weight Information

Maximum Allowable Axle Group Weight			
	Kilograms		
Steering Axle	100%	90%	75%
Single Steer	7300	7300	7300
Twin Steer	13,600	13,600	13,600
Carrying Axles			
Single Axle Group	9100	8190	6825
Tandem Axle Group	17,000	15,300	12,750

#### Single and Twin Steer Truck

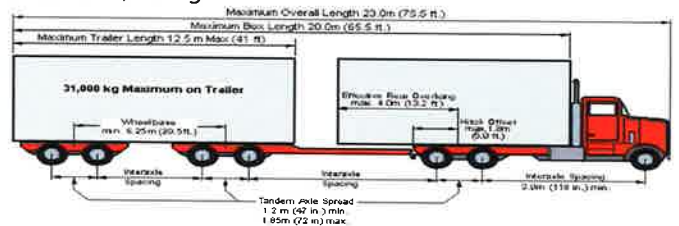
Maximum Gross Vehicle Weight cannot exceed the sum of the maximum allowable axle weights.



Maximum Allowable Axle Group Weight			
	Kilograms		
Steering Axle	100%	90%	75%
Single Steer	7300	7300	7300
Twin Steer	13,600	13,600	13,600
Carrying Axles (Dual Tires)			
Single Axle Group	9100	8190	6825
Tandem Axle Group	17,000	15,300	12,750

#### Truck and Full Trailer

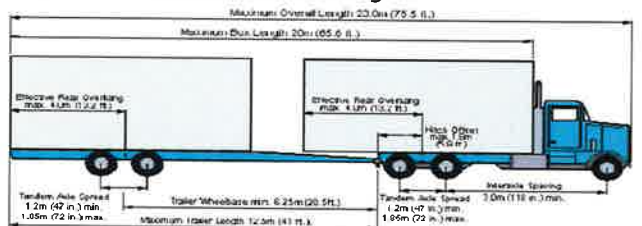
Maximum Gross Vehicle Weight cannot exceed the sum of the maximum allowable axle weights up to maximum GVW of 55,300 kg.



Maximum Allowable Axle Group Weight			
	Kilograms		
Steering Axle	100%	90%	75%
Single Steer	7300	7300	7300
Twin Steer	13,600	13,600	13,600
Carrying Axles (Dual Tires)			
Single Axle Group	9100	8190	6825
Tandem Axle Group	17,000	15,300	12,750
Tridem Axle Group	21,000	18,900	15,750

#### Truck and Pony Trailer

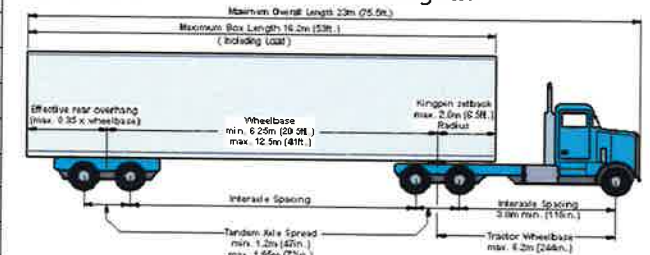
Maximum Gross Vehicle Weight cannot exceed the sum of the maximum allowable axle weights.



Maximum Allowable Axle Group Weight			
	Kilograms		
Steering Axle	100%	90%	75%
Single Steer	5500	5500	5500
Twin Steer	13,600	13,600	13,600
Carrying Axles (Dual Tires)			
Single Axle Group	9100	8190	6825
Tandem Axle Group	17,000	15,300	12,750
Tridem Axle Group			
Min. 2.4m Spread	21,000	18,900	15,750
Min. 3.0m – Max. 3.7m Spread	24,000	21,600	18,000

#### Tractor Semi-Trailer

Maximum Gross Vehicle Weight cannot exceed the sum of the maximum allowable axle weights.



**Note: All Tridem Axle units require a TAC permit from the Province of Alberta to operate at maximum legal weights in Parkland County.**

Contact the Parkland County Public Works department for more information at 780.968.8448, Monday through Friday between 8:30 a.m. to 12:00 p.m. and 1:00 p.m. to 4:30 p.m. or check our website [www.parklandcounty.com](http://www.parklandcounty.com) Home/Live and Play/Roads for information on Road Bans.

**Fines range from \$39/100kg to \$54/100kg for more serious overloads (5000kg & up), plus the 15% Victim Fine Surcharge.**

Enforcement Services Hours of Operation  
Sunday to Saturday 6:00 a.m. to 11:15 p.m.  
Complaint Line: 780.968.8400 (24/7)  
Toll Free: 1.800.880.0858